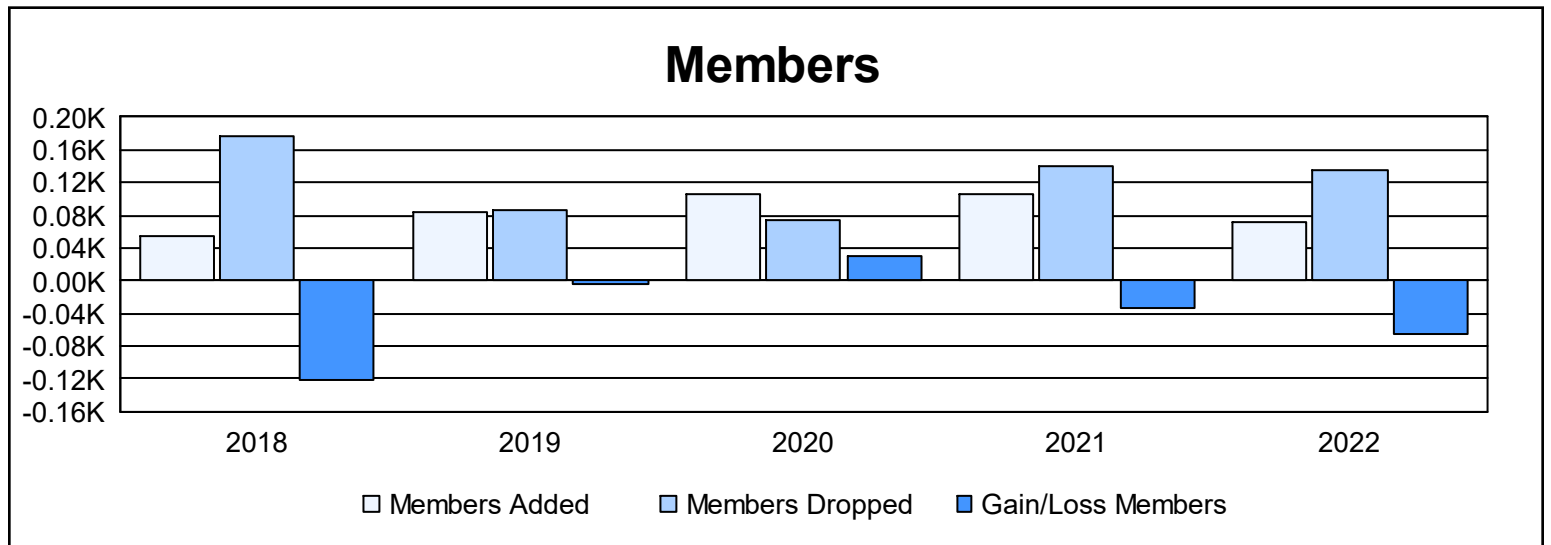
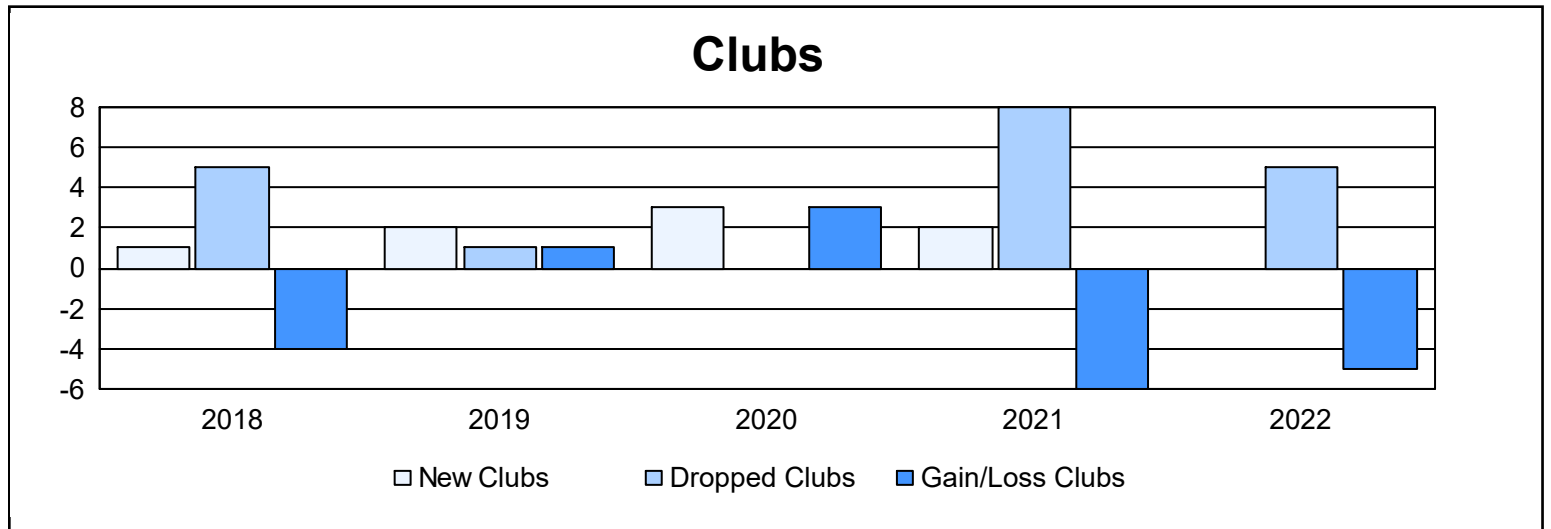
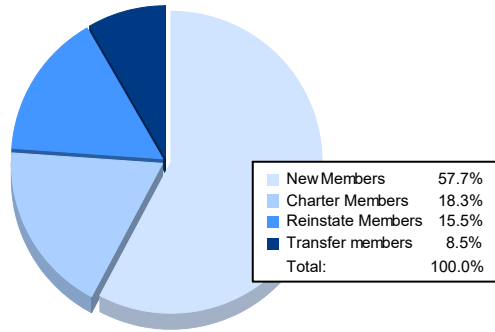


| Year | New Clubs | Dropped Clubs | Gain/ Loss Clubs | New Members | Charter Members | Reinstate Members | Transfer Members | Total Member Added | Total Members Dropped | Gain/ Loss Members |
|----------------|-----------|---------------|------------------|-------------|-----------------|-------------------|------------------|--------------------|-----------------------|--------------------|
| 2017-2018 | 1 | 5 | -4 | 30 | 21 | 1 | 2 | 54 | 176 | -122 |
| 2018-2019 | 2 | 1 | 1 | 29 | 51 | 1 | 2 | 83 | 87 | -4 |
| 2019-2020 | 3 | 0 | 3 | 31 | 69 | 2 | 3 | 105 | 75 | 30 |
| 2020-2021 | 2 | 8 | -6 | 24 | 69 | 10 | 4 | 107 | 140 | -33 |
| 2021-2022 | 0 | 5 | -5 | 41 | 13 | 11 | 6 | 71 | 136 | -65 |
| Average | 2 | 4 | -2 | 31 | 45 | 5 | 3 | 84 | 123 | -39 |



Membership Composition June 2022 Cumulative



Gender Composition June 2022 Cumulative

